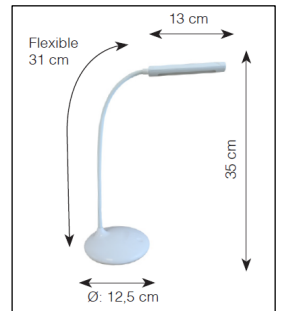




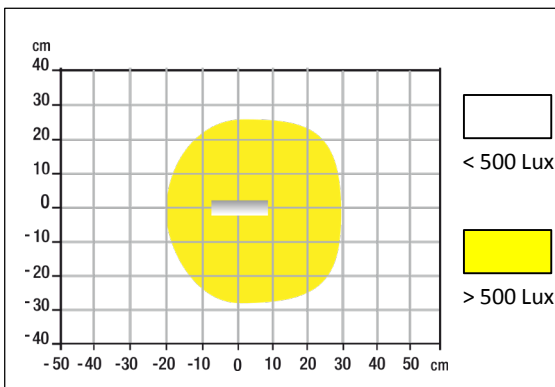
- **Nomad lamp:** wireless and thanks to its low weight of 240g, NELLY is easily transported from one workspace to another (office, meeting room, co-working spaces).
  - **Compact:** once folded, this lamp can now accompany you on your travels (transport).
  - **High-efficiency 2400mAh Lithium-Ion battery:** it offers a battery life of 7h and can easily be recharged via its 1.2 m USB cable (supplied).
  - **35 cm arm:** fully flexible swivel in all directions to adjust lighting in the right place on your worktop.
  - **Light intensity variation:** by pressing the touch button continuously.
  - **Variation of color temperature:** by short press on the touch button: 3000 K / 4000 K / 6000 K.
  - **Protect your eyes:** this floor lamp offers a pleasant, stable, quality light thanks to the latest generation LED protected by an opaque plastic. No flicker or glare.
- 
- Nominal power: this luminaire contains integrated LED lamps with a power of 7,8W which can not be replaced
  - Lifetime \* of LEDs: 20,000 hours
  - Illumination of 1100 Lux at 35 cm
  - Color temperature: 3000 K / 4000 K / 6000 K
  - Weighted energy consumption: 6,5 kWh / 1000 h
  - Luminous efficiency \*\* of LEDs: 134 lm / W
  - Energy efficiency: class A / A + / A ++ (spectrum A ++ to E)
  - CRI: 81
  - 2 years warranty
  - Maximum height: 35 cm / minimum height: 25 cm
  - Materials: base and head in ABS plastic / metal arm with rubber surface

\* Average consumption: 1000 h / year  
 \*\* Light emission of the lighting source

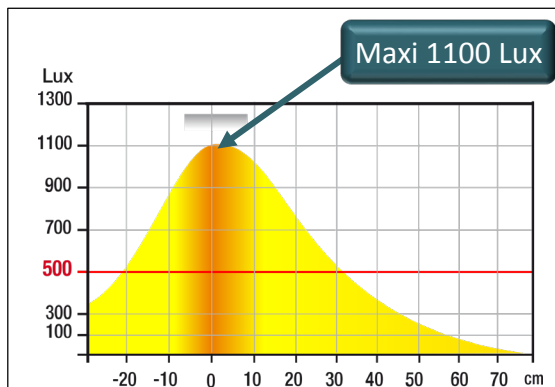


## Technical features

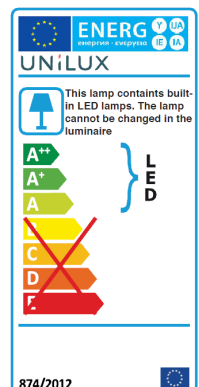
Measurement of Lux on the worktop in 35 cm top view:



Measurement of Lux on the worktop in 35 cm top view:



Energy class:



SAP no.	Colours	Energy consumption kWh/1000 h	Lux at 35 cm	Lm/W	Colour T°	CRI	Source's lifetime	Warranty	Net weight	EAN code
400124483	White	6,5	1100	134	3000K 4000K 6000K	81	20 000 h	2 years	0,24 kg	3595560029372

# UNILUX'S ADVICES

## 1- Why using a desk lamp ?

We spend about 8 hours a day at our place of work. Occupational medicine **recommends lighting of at least 450 lux**. The European standard NF EN 12464-1 \* **goes up to 500 lux** for screen work or reading. You should know that an office equipped with fluorescent ceiling lights usually receives **200 and 300 Lux** for those in LED!

**The consequences of constant and insufficient artificial interior lighting:**

- **Decreased visual comfort**
- **Headache**
- **Badly lapping the general concentration**
- **Decrease in productivity**
- **Disturbances of the circadian cycle**
- **Sleep and mood disorders**

\* Standard NF EN 12 464-1 (European standard): Requirement for lighting indoor workplaces

## 2- Some figures



**300 Lux**

Only on the desk fitted with ceiling lights



**34% of offices**

Reach the level of 500 Lux prescribed by Occupational Medicine



**29 % of employees**

Report suffering from eyestrain \*

\* Source: <http://www.recrutons.fr/ergonomie-du-poste-de-travail.html>

## 3- The LED's Benefits



**High quality and efficient lighting**



**Longer life**



**Energy saving**



**Eco-responsible purchase**



**Safe for the health**

## 4- Somes definitions

### Illuminance (Lux)

corresponds to a quantity of light received by a surface. So:

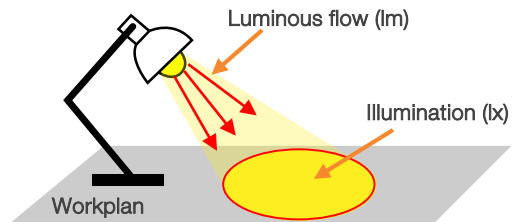
- $\Phi$ : Luminous flux in lumen
- S: surface per m<sup>2</sup>

$$E = \frac{\Phi}{S}$$

Recommended lighting according to DIN EN 12464-1 \* for the office

- 300 Lux : deposit, copy, traffic areas
- 500 Lux : writing, reading, data processing
- 500 Lux : at the reception and at the counter
- 750 Lux : technical drawing

\* DIN EN 12464-1 (DIN 5035-1): European standard that determines the lighting requirements of workstations in enclosed areas, which meet the requirements of comfort and visual performance. DIN EN 12464-1 has replaced DIN 5035-1



### Luminous flux (lm)

is defined by the sum of all the radiations emitted by the lamp. It is measured in Lumen, "lm" for short. It is defined from the energy flux (expressed in watts) more often termed radiated power.

The latter is a flow of radiated energy:

$$\Phi = \frac{Q}{t}$$

where Q is the radiated energy, expressed in joules (J) and t in seconds (s)

### Luminous efficiency (lm/W)

corresponds to the luminous efficiency of the lamp. This value is established by the ratio between the luminous flux and the power consumed. It is measured in "lm / W". The higher the luminous efficiency, the higher the amount of light relative to the power consumed. This data is fundamental for the preservation of the environment since it allows us to reduce energy consumption for the same amount of light emitted.

### Color temperature (Kelvin)

is defined by the color emitted by the light source. Variation in color temperature is an essential function of the desk lamp in addition to the variation of the intensity, as it allows to customize the lighting and to adapt the appropriate color temperature to the different activities (computer work, concentration, reading, relaxation, rest, ...). This variation in color temperature is measured in "Kelvin", "K" for short.

